




# SAFETY

## SIGNAGE CATALOG

PERMANENT • TEMPORARY  
REGULATORY • CUSTOM  
INSTALLATION



# OUR SIGNAGE & INSTALLATION SERVICES

A&A Safety created the A&A Graphics division to quickly produce signage for Maintenance of Traffic projects, including road closures and construction services.

Over time, the A&A Graphics team expanded to produce a wide variety of signage that complies with OSHA regulations and the MUTCD (Manual on Uniform Traffic Control Devices), which establishes national standards for the design and placement of traffic signs.

In addition, the team designs and produces custom exterior and interior signage tailored to client needs.

This catalog features a compilation of commonly used MUTCD-standard signs and corresponding sizes. However, A&A Graphics can produce any sign to meet Department of Transportation specifications.

Proper installation of road and traffic signs is critical to public safety. Each sign carries regulatory specifications that must be met in order to comply with MUTCD standards. Even corporate signage may be subject to local permitting requirements.

As a leading sign installation contractor, A&A Safety manages projects ranging from basic installations to highly complex jobs - including emergency situations.



## TABLE OF CONTENTS

<b>REGULATORY</b>	<b>3-4</b>
<b>SCHOOL</b>	<b>5</b>
<b>PARKING</b>	<b>6</b>
<b>CONSTRUCTION / TEMPORARY</b>	<b>7</b>
<b>WARNING</b>	<b>8-9</b>
<b>INFORMATION/ROUTE/HARDWARE</b>	<b>10</b>
<b>CUSTOM SIGNAGE</b>	<b>11</b>
<b>LOCATIONS</b>	<b>12</b>

# REGULATORY (R-Series)



























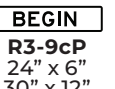
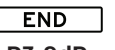























We produce signage in a variety of sizes and reflective materials. Regulatory signs meet MUCTD code and are typically made of .080 aluminum with engineer grade reflective sheeting or high intensity prismatic sheeting.

Engineer grade signs typically have an average lifespan of 7 years while the high intensity prismatic signs have an average lifespan of 10 years and are 10x brighter than engineer.

## LIGHTED SIGNAGE

To increase visibility, some signs can have blinking LED lights added, along with solar charging.



 <b>R1-1</b> 18" x 18" 24" x 24" 30" x 30" 36" x 36" 48" x 48"	 <b>R1-2</b> 24" x 18" 30" x 24" 36" x 30" 48" x 48"	 <b>R1-2aP</b> 24" x 18" 36" x 30"	 <b>R1-3</b> 12" x 6"   <b>R1-4</b> 18" x 6"	 <b>R1-5R or L</b> 18" x 18" 30" x 30" 36" x 36"	 <b>R1-5aR or L</b> 18" x 24" 30" x 42" 36" x 48"	 <b>R1-5bR or L</b> 18" x 18" 30" x 30" 36" x 36"	 <b>R1-5cR or L</b> 18" x 24" 30" x 42" 36" x 48"	 <b>R1-6</b> 12" x 36"	 <b>R1-6a</b> 12" x 36"	 <b>R2-1</b> 12" x 15" 18" x 24" 24" x 30" 30" x 36" 36" x 48" 48" x 60"	 <b>R2-4P</b> 24" x 30" 36" x 48" 48" x 60"
 <b>R2-5a/b/cP</b> 24" x 6"	 <b>R2-6P</b> 24" x 18" 36" x 24" 48" x 36"	 <b>R2-6aP</b> 24" x 18" 36" x 24" 48" x 36"	 <b>R2-12</b> 24" x 30" 36" x 48" 48" x 60"	 <b>R3-1 &amp; R3-2</b> 24" x 24" 30" x 30" 36" x 36" 48" x 48"	 <b>R3-3</b> 24" x 24" 36" x 36" 48" x 48"	 <b>R3-4</b> 24" x 24" 30" x 30" 36" x 36" 48" x 48"	 <b>R3-4R &amp; L</b> 24" x 30" 30" x 36" 36" x 42"	 <b>R3-5a</b> 24" x 30" 30" x 36" 36" x 42"	 <b>R3-6R &amp; L</b> 24" x 30" 30" x 36" 36" x 42"	 <b>R3-7R &amp; L</b> 30" x 30"	 <b>R3-9a</b> 24" x 30" 30" x 36" 36" x 42"
 <b>R3-9b</b> 24" x 36" 36" x 48" 36" x 42"	 <b>R3-9cP</b> 24" x 6" 30" x 12" 36" x 12"   <b>R3-9dP</b> 24" x 6" 30" x 12" 36" x 12"	 <b>R3-17</b> 24" x 18" 30" x 24"	 <b>R3-17aP</b> 24" x 8" 30" x 12"   <b>R3-17bP</b> 24" x 8" 30" x 12"	 <b>R3-18</b> 24" x 24" 30" x 30" 36" x 36" 48" x 48"	 <b>R3-27</b> 24" x 24" 30" x 30" 36" x 36" 48" x 48"	 <b>R4-1</b> 12" x 18" 18" x 24" 24" x 30" 36" x 48" 48" x 60"	 <b>R4-2</b> 12" x 18" 18" x 24" 24" x 30" 36" x 48" 48" x 60"	 <b>R4-3</b> 12" x 18" 18" x 24" 24" x 30" 36" x 48" 48" x 60"	 <b>R4-5</b> 24" x 30" 36" x 48" 48" x 60"	 <b>R4-7</b> 12" x 18" 18" x 24" 24" x 30" 36" x 48" 48" x 60"	 <b>R4-8a / R4-7a</b> 18" x 24" 24" x 30" 36" x 48" 48" x 60"
 <b>R4-7b / R4-8b</b> 18" x 24" 24" x 30" 36" x 48" 48" x 60"	 <b>R4-9</b> 18" x 24" 24" x 30" 36" x 48" 48" x 60"	 <b>R4-11HR or L</b> 18" x 24" 24" x 30" 36" x 48" 48" x 60"	 <b>R5-1</b> 24" x 24" 30" x 30" 36" x 36" 48" x 48"	 <b>R5-1a</b> 30" x 18" 36" x 24" 42" x 30"	 <b>R5-2</b> 24" x 24" 30" x 30" 36" x 36" 48" x 48"	 <b>R5-2a</b> 12" x 12" 24" x 24" 30" x 30" 36" x 36" 48" x 48"	 <b>R5-H2c</b> 24" x 24" 30" x 30" 36" x 36" 48" x 48"	 <b>R5-3</b> 24" x 24" 30" x 30" 36" x 36" 48" x 48"	 <b>R5-6</b> 18" x 18" 24" x 24" 30" x 30" 36" x 36" 48" x 48"	 <b>R5-11</b> 30" x 24"	 <b>R5-H11</b> 24" x 30"




# REGULATORY (R-Series)

## RADAR SIGNS

Also known as speed display signs or driver feedback signs, radar signs can significantly increase safety in communities. Studies show that radar signs improve speed compliance by 30-60%\*. Although popular in school zones, radar signs are commonly used on city streets.

\*Source: Radarsign



## BLINKING WARNING SIGNS

Used in a wide variety of scenarios from school zones to railroad crossings to traffic signal alerts. Blinking warning signs increase driver awareness and improve safety.

R6-1R or L 36" x 12" 54" x 18" 72" x 24"	R6-2R or L 12" x 18" 18" x 24" 24" x 30" 36" x 48" 48" x 60"	R6-3 & 3a 24" x 18" 30" x 24" 36" x 30"	R6-4a 48" x 24"	R6-5P 24" x 24" 30" x 30" 36" x 36" 48" x 48"	R6-6 24" x 30" 30" x 36"	R6-7 24" x 30" 30" x 36"	R8-10 24" x 36"	R8-10a 24" x 30" 36" x 42"	R9-3 18" x 18" 24" x 24" 30" x 30"	R9-3a 12" x 18"	R9-3bPR or L 18" x 12"
R9-5 12" x 18"	R9-6 12" x 18"	R9-7 12" x 18"	R9-8 36" x 18"	R9-10 24" x 12" 48" x 24"	R9-11 24" x 12" 48" x 36"	R10-1 12" x 18"	R10-3e 9" x 15"	R10-5 24" x 30" 30" x 36" 48" x 60"	R10-6 24" x 36"	R10-6a 24" x 30"	R10-7 24" x 30"
R10-8 18" x 24" 24" x 30" 30" x 36"	R10-10R or L 18" x 24" 24" x 30" 30" x 36"	R10-11 18" x 24" 24" x 30" 36" x 48"	R10-11a 18" x 24" 24" x 30" 36" x 48"	R10-11b 18" x 18" 24" x 24" 30" x 30"	R10-11c 30" x 42"	R10-11f 36" x 48"	R10-12 24" x 30"	R10-13 24" x 36"	R10-15 30" x 30"	R11-2 48" x 30"	R11-3 66" x 30"
R11-3a 60" x 30"	R11-3b 60" x 30"	R11-4 60" x 30"	R11-5a 24" x 48" 48" x 96"	R10-20aP 24" x 18" 24" x 24"	R10-23 24" x 30"	R10-27 24" x 36"	R12-1 24" x 30" 36" x 48"	R12-2 24" x 30" 36" x 48"	R12-4 24" x 36"	R12-H5 42" x 30"	R14-1 18" x 24"
							R15-1 24" x 4.5" 48" x 9"	R20-H1 24" x 30" 36" x 48" 48" x 60"	R20-H2 24" x 30" 36" x 48" 48" x 60"	R21-H1 24" x 30" 36" x 48" 48" x 60"	R21-H2 24" x 30" 36" x 48" 48" x 60"

Signs come pre-drilled for installation.  
A&A Safety can also handle installation and repair.

Questions or orders? Call or email the A&A Safety representative  
for your area (see last page) or contact us at [aasafetyinc.com](http://aasafetyinc.com).

Signs come pre-drilled for installation. A&A Safety can also handle installation and repair.

Questions or orders? Call or email the A&A Safety representative for your area (see last page) or contact us at [aasafetyinc.com](http://aasafetyinc.com).

# SCHOOL

## CROSSWALK INSTALLATIONS

In addition to signage, A&A Safety can install RRFBs (Rectangular Rapid Flashing Beacons), also called “blinking” lights to alert drivers there is a pedestrian who has activated the system and will cross. Research shows that drivers are more likely to notice and yield with RRFBs.

Many schools are retrofitting crosswalks with RRFB installations.



## CUSTOM CROSSWALKS

Educational institutions of all sizes can show school spirit with sidewalks and walkways in custom colors. Designs are not limited to simple colors or stripes.

The walkways can even become directional signage with text, shapes, arrows, logos and more.



## ATHLETIC SCOREBOARDS & BUILDINGS

A unique offering from A&A Safety and the A&A Graphics teams is permanent signage for athletic fields, building walls and even messaging on street surfaces.

Visit [aagraphicsohio.com](http://aagraphicsohio.com) for ideas.

The School Series signs are primarily produced using **fluorescent yellow-green** sheeting.



**S1-1**  
30" x 30"  
36" x 36"  
48"




**S3-1**  
30" x 30"  
36" x 36"  
48" x 48"



**S3-2**  
30" x 30"  
36" x 36"  
48" x 48"



**S3-H3**  
30" x 30"  
36" x 36"



**S4-1P**  
24" x 10"  
36" x 18"  
48" x 24"



**S4-5**  
36" x 36"  
48" x 48"



**S4-3P**  
12" x 6"  
24" x 8"  
30" x 10"  
36" x 12"  
48" x 18"



**S4-5a**  
30" x 30"  
36" x 36"  
48" x 48"



**S5-H1**  
24" x 48"  
30" x 60"  
36" x 72"



**S5-3**  
24" x 30"  
36" x 48"

# PARKING

We have a wide variety of parking signs not shown here, and we can design and produce customized signage.



R7  
12" x 18"



R7-8  
12" x 18"

R7-8b  
12" x 6"  
18" x 9"



# CONSTRUCTION / TEMPORARY (W-Series)

## RENTAL OR PURCHASE

The A&A Safety teams knows what is needed for MOT (Maintenance of Traffic) projects because they have handled complex road construction projects for decades.

Construction signs can be installed in a variety of ways or be used on tripods.

See the section on posts, mounting hardware & tripods in this catalog.

## REPAIR AND REPLACEMENT OF SAFETY EQUIPMENT

In addition, A&A Safety can assess and then repair signs, attenuators, message boards and arrow boards, regardless of make or model.



**W1-4bR or L**  
30" x 30"  
36" x 36"  
48" x 48"



**W1-4cR or L**  
30" x 30"  
36" x 36"  
48" x 48"



**W24-1R or L**  
30" x 30"  
36" x 36"  
48" x 48"



**W24-1aR or L**  
30" x 30"  
36" x 36"  
48" x 48"



**W24-1bR or L**  
30" x 30"  
36" x 36"  
48" x 48"



**W21-8**  
30" x 30"  
36" x 36"  
48" x 48"



**W20-5R or L**  
36" x 36"  
48" x 48"



**W20-5aR or L**  
30" x 30"  
36" x 36"  
48" x 48"



**W20-1**  
24" x 24"  
30" x 30"  
36" x 36"  
48" x 48"



**W20-2**  
36" x 36"  
48" x 48"



**W20-3**  
36" x 36"  
48" x 48"



**W21-7**  
30" x 30"  
36" x 36"  
48" x 48"



**W20-4**  
36" x 36"  
48" x 48"



**W23-1**  
48" x 24"



**W21-H5**  
36" x 36"  
48" x 48"



**W21-5**  
24" x 24"  
30" x 30"  
36" x 36"  
48" x 48"



**W21-5aR or L**  
30" x 30"  
36" x 36"  
48" x 48"  
60" x 60"



**M4-8a**  
12" x 9"  
24" x 18"



**M4-9R or L**  
30" x 24"  
48" x 36"  
60" x 48"



**M4-9a**  
30" x 24"



**M4-10R or L**  
48" x 18"



**M4-8**  
12" x 6"  
24" x 12"  
30" x 15"



**E5-2a**  
48" x 36"



**W24-1cP**  
24" x 18"  
30" x 24"



**W20-7**  
24" x 24"  
30" x 30"  
36" x 36"  
48" x 48"



**W20-7a**  
36" x 36"  
48" x 48"



**W21-1**  
30" x 30"  
36" x 36"  
48" x 48"



**W13-4P**  
36" x 36"



**W24-H2a**  
60" x 36"



**G20-1**  
36" x 18"  
48" x 24"




























**G20-2**  
36" x 18"  
48" x 24"



**PRO**  
SERIES















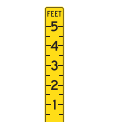
































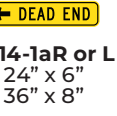










# WARNING (W-Series)

													
<b>W1-1R or L</b> 18" x 18" 24" x 24" 30" x 30" 36" x 36" 48" x 48"	<b>W1-1aR or L</b> 18" x 18" 24" x 24" 30" x 30" 36" x 36" 48" x 48"	<b>W1-2R or L</b> 18" x 18" 24" x 24" 30" x 30" 36" x 36" 48" x 48"	<b>W1-2aR or L</b> 18" x 18" 24" x 24" 30" x 30" 36" x 36" 48" x 48"	<b>W1-3R or L</b> 18" x 18" 24" x 24" 30" x 30" 36" x 36" 48" x 48"	<b>W1-4R or L</b> 18" x 18" 24" x 24" 30" x 30" 36" x 36" 48" x 48"	<b>W1-5R or L</b> 18" x 18" 24" x 24" 30" x 30" 36" x 36" 48" x 48"	<b>W1-6R or L</b> 24" x 12" 36" x 18" 48" x 24" 60" x 30" 72" x 36" 96" x 48"	<b>W1-7</b> 24" x 12" 36" x 18" 48" x 24" 60" x 30" 72" x 36" 96" x 48"	<b>W1-8 R or L</b> 12" x 18" 18" x 24" 24" x 30" 30" x 36" 36" x 48"	<b>W1-10 R or L</b> 18" x 18" 24" x 24"	<b>W1-10a R or L</b> 36" x 36" 48" x 48"	<b>W1-10b R or L</b> 36" x 36" 48" x 48"	<b>W1-10c R or L</b> 36" x 36" 48" x 48"
													
<b>W1-10dR or L</b> 36" x 36" 48" x 48"	<b>W1-10eR or L</b> 36" x 36" 48" x 48"	<b>W1-11R or L</b> 30" x 30" 36" x 36" 48" x 48"	<b>W1-13</b> 30" x 30" 36" x 36" 48" x 48"	<b>W1-15</b> 30" x 30" 36" x 36" 48" x 48"	<b>W2-1</b> 18" x 18" 24" x 24" 30" x 30" 36" x 36" 48" x 48"	<b>W2-2R or L</b> 18" x 18" 24" x 24" 30" x 30" 36" x 36" 48" x 48"	<b>W2-3R or L</b> 18" x 18" 24" x 24" 30" x 30" 36" x 36" 48" x 48"	<b>W2-4</b> 18" x 18" 24" x 24" 30" x 30" 36" x 36" 48" x 48"	<b>W2-5</b> 18" x 18" 24" x 24" 30" x 30" 36" x 36" 48" x 48"	<b>W2-6</b> 18" x 18" 24" x 24" 30" x 30" 36" x 36" 48" x 48"	<b>W3-1</b> 18" x 18" 24" x 24" 30" x 30" 36" x 36" 48" x 48"	<b>W3-2</b> 18" x 18" 24" x 24" 30" x 30" 36" x 36" 48" x 48"	<b>W3-3</b> 18" x 18" 24" x 24" 30" x 30" 36" x 36" 48" x 48"
													
<b>W3-4</b> 30" x 30" 36" x 36" 48" x 48" 60" x 60"	<b>W3-5</b> 36" x 36" 48" x 48"	<b>W4-1R or L</b> 24" x 24" 30" x 30" 36" x 36" 48" x 48"	<b>W4-1Ha</b> 36" x 36" 48" x 48"	<b>W4-2R or L</b> 30" x 30" 36" x 36" 48" x 48"	<b>W4-3R or L</b> 30" x 30" 36" x 36" 48" x 48"	<b>W4-4P</b> 24" x 12" 30" x 15" 36" x 18" 48" x 24"	<b>W4-4aP</b> 24" x 12" 36" x 18" 48" x 24"	<b>W4-4bP</b> 24" x 12" 36" x 18" 48" x 24"	<b>W4-5P</b> 18" x 24" 24" x 30"	<b>W4-6</b> 30" x 30" 36" x 36" 48" x 48"	<b>W4-7R or L</b> 30" x 30" 36" x 36" 48" x 48" 60" x 60"	<b>W5-1</b> 30" x 30" 36" x 36" 48" x 48"	<b>W5-2</b> 24" x 24" 30" x 30" 36" x 36" 48" x 48"
													
<b>W5-3</b> 24" x 24" 30" x 30" 36" x 36" 48" x 48"	<b>W5-4</b> 24" x 24" 30" x 30" 36" x 36" 48" x 48"	<b>W6-1</b> 30" x 30" 36" x 36" 48" x 48"	<b>W6-2</b> 30" x 30" 36" x 36" 48" x 48"	<b>W6-3</b> 30" x 30" 36" x 36" 48" x 48"	<b>W7-1</b> 24" x 24" 30" x 30" 36" x 36" 48" x 48"	<b>W7-6</b> 24" x 24" 30" x 30" 36" x 36" 48" x 48"	<b>W8-1</b> 24" x 24" 30" x 30" 36" x 36" 48" x 48"	<b>W8-2</b> 18" x 18" 24" x 24" 30" x 30" 36" x 36"	<b>W8-2a</b> 24" x 24" 30" x 30" 36" x 36"	<b>W8-4</b> 24" x 24" 30" x 30" 36" x 36"	<b>W8-5</b> 24" x 24" 30" x 30" 36" x 36" 48" x 48"	<b>W8-5P</b> 24" x 12" 30" x 18"	<b>W8-5P</b> 24" x 12" 30" x 18"
													
<b>W8-5aP</b> 24" x 12" 30" x 18"	<b>W8-6</b> 24" x 24" 30" x 30" 36" x 36" 48" x 48"	<b>W8-7</b> 24" x 24" 30" x 30" 36" x 36" 48" x 48"	<b>W8-8</b> 24" x 24" 30" x 30" 36" x 36" 48" x 48"	<b>W8-9</b> 24" x 24" 30" x 30" 36" x 36" 48" x 48"	<b>W8-9</b> 24" x 24" 30" x 30" 36" x 36" 48" x 48"	<b>W8-9</b> 24" x 24" 30" x 30" 36" x 36" 48" x 48"	<b>W8-9</b> 24" x 24" 30" x 30" 36" x 36" 48" x 48"	<b>W8-9</b> 24" x 24" 30" x 30" 36" x 36" 48" x 48"	<b>W8-9</b> 24" x 24" 30" x 30" 36" x 36" 48" x 48"	<b>W8-9</b> 24" x 24" 30" x 30" 36" x 36" 48" x 48"	<b>W8-9</b> 24" x 24" 30" x 30" 36" x 36" 48" x 48"	<b>W8-9</b> 24" x 24" 30" x 30" 36" x 36" 48" x 48"	<b>W8-9</b> 24" x 24" 30" x 30" 36" x 36" 48" x 48"






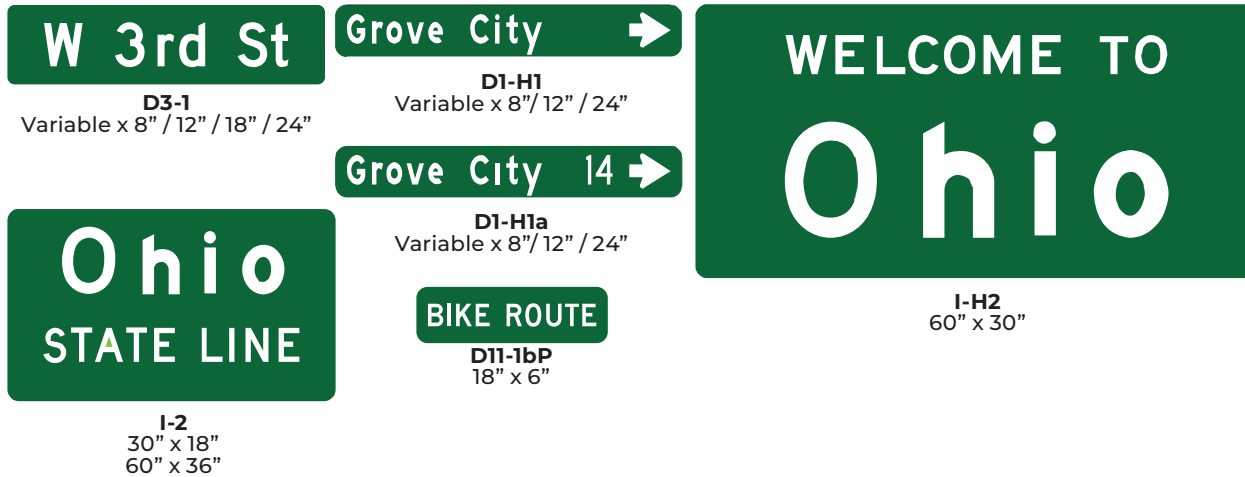
# WARNING (W-Series)

													
<b>W8-10</b> 24" x 24" 30" x 30" 36" x 36" 48" x 48"	<b>W8-10P</b> 12" x 9" 24" x 18"	<b>W8-11</b> 24" x 24" 30" x 30" 36" x 36" 48" x 48"	<b>W8-12</b> 30" x 30" 36" x 36" 48" x 48"	<b>W8-12a</b> 36" x 36" 48" x 48"	<b>W8-13</b> 24" x 24" 36" x 36" 48" x 48"	<b>W8-15</b> 24" x 24" 30" x 30" 36" x 36" 48" x 48"	<b>W8-H15a</b> 36" x 36" 48" x 48"	<b>W8-17R or L</b> 24" x 24" 30" x 30" 36" x 36" 48" x 48"	<b>W8-17P</b> 24" x 18" 30" x 24" 36" x 30"	<b>W8-16</b> 24" x 24" 26" x 36" 48" x 48"	<b>W8-H18a</b> 30" x 30" 36" x 36"	<b>W8-19</b> 12" x 72"	<b>W8-23</b> 24" x 24" 36" x 36" 48" x 48"
													
<b>W8-H23a</b> 30" x 30" 36" x 36" 48" x 48"	<b>W8-24</b> 30" x 30" 36" x 36" 48" x 48"	<b>W8-25</b> 24" x 24" 30" x 30" 36" x 36" 48" x 48"	<b>W9-1R or L</b> 30" x 30" 36" x 36" 48" x 48"	<b>W9-2R or L</b> 30" x 30" 36" x 36" 48" x 48"	<b>W9-H3bR or L</b> 30" x 30" 36" x 36" 48" x 48"	<b>W10-1</b> 9" x 9" 12" x 12" 15" x 15" 18" x 18" 24" x 24"	<b>W11-1*</b> 18" x 18" 24" x 24" 30" x 30" 36" x 36" 48" x 48"	<b>W11-2*</b> 24" x 24" 30" x 30" 36" x 36" 48" x 48"	<b>W11-3</b> 24" x 24" 30" x 30" 36" x 36" 48" x 48"	<b>W11-4</b> 24" x 24" 30" x 30" 36" x 36" 48" x 48"	<b>W11-5a</b> 24" x 24" 30" x 30" 36" x 36" 48" x 48"	<b>W11-7</b> 24" x 24" 30" x 30" 36" x 36" 48" x 48"	<b>W11-8</b> 24" x 24" 30" x 30" 36" x 36" 48" x 48"
													
<b>W11-9*</b> 24" x 24" 30" x 30" 36" x 36" 48" x 48"	<b>W11-10</b> 24" x 24" 30" x 30" 36" x 36" 48" x 48"	<b>W11-11</b> 24" x 24" 30" x 30" 36" x 36" 48" x 48"	<b>W11-12P</b> 24" x 18" 30" x 24" 36" x 30"	<b>W11-14</b> 24" x 24" 30" x 30" 36" x 36" 48" x 48"	<b>W11-15*</b> 24" x 24" 30" x 30" 36" x 36"	<b>W11-15P</b> 18" x 12" 24" x 18" 30" x 24" 36" x 30"	<b>W11-15a*</b> 24" x 24" 30" x 30" 36" x 36" 48" x 48"	<b>W12-1</b> 24" x 24" 30" x 30" 36" x 36" 48" x 48"	<b>W12-2</b> 24" x 24" 30" x 30" 36" x 36" 48" x 48"	<b>W13-1P</b> 18" x 18" 24" x 24" 30" x 30"	<b>W13-2</b> 24" x 30" 36" x 48" 48" x 60"	<b>W13-3</b> 24" x 30" 36" x 48" 48" x 60"	<b>W13-6</b> 24" x 42" 36" x 64" 48" x 84"
													
<b>W13-7</b> 24" x 42" 36" x 60" 48" x 84"	<b>W14-1</b> 24" x 24" 30" x 30" 36" x 36"	<b>W14-2</b> 24" x 24" 30" x 30" 36" x 36"	<b>W14-1aR or L</b> 24" x 6" 36" x 8"  <b>W14-2aR or L</b> 24" x 6" 36" x 8"	<b>W14-3</b> 36" x 24" 40" x 30" 48" x 36" 64" x 48"	<b>W15-1</b> 18" x 18" 24" x 24" 30" x 30" 36" x 36"	<b>W16-1P</b> 18" x 24" 24" x 30"	<b>W16-2P</b> 18" x 12" 24" x 18" 30" x 24"	<b>W16-2aP</b> 12" x 9" 18" x 12" 30" x 18"	<b>W16-3P</b> 24" x 30"	<b>W16-3aP</b> 30" x 12"	<b>W16-4P</b> 30" x 24"	<b>W16-5PR or L*</b> 24" x 18"	<b>W16-6PR or L*</b> 24" x 18"

\*These signs can be produced in both Yellow and Fluorescent Yellow Green.

The color is dependent on its location. The Warning Series can also be produced in Orange and be used in the Temporary Series.

# INFORMATIONAL SIGNAGE



## HARDWARE

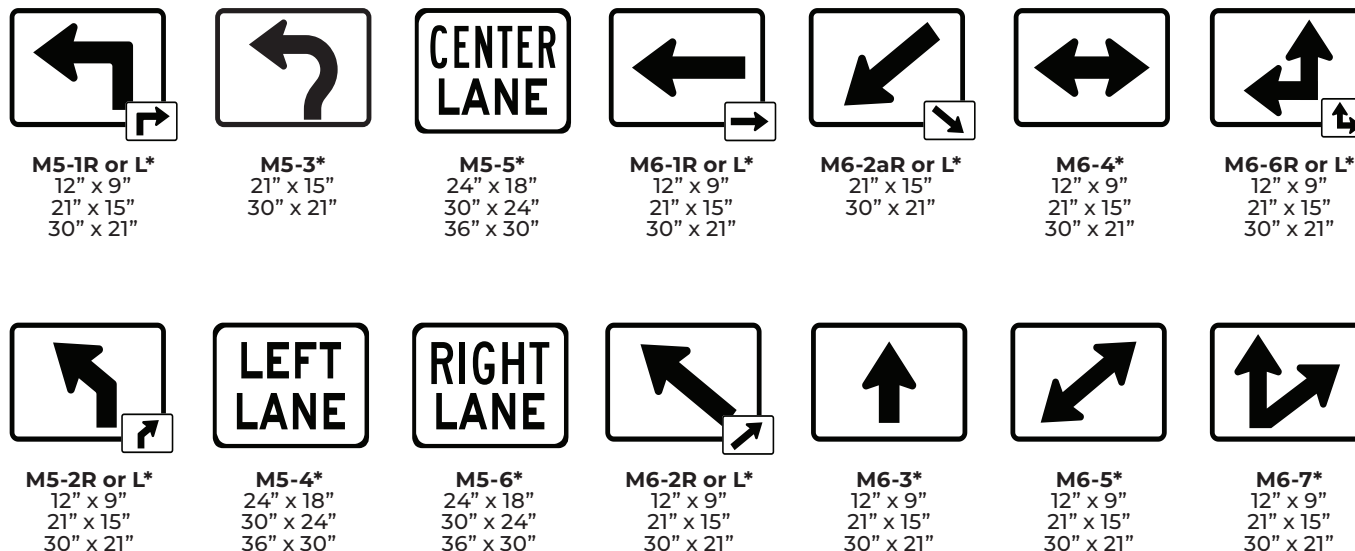
Whether your sign is permanent or temporary, the A&A Safety team can recommend and provide the proper mounting solution. If you already have existing signage holders, we can craft a sign to fit seamlessly, ensuring a professional look and reliable performance.

Please note that sign placement and installation may be subject to MUTCD standards or other regulatory requirements. Our knowledgeable sales team is here to help you navigate those guidelines and ensure full compliance.

For regional representative details, see back cover or contact us anytime at

[aasafetyinc.com](http://aasafetyinc.com)

## ROUTE SIGNAGE



\*These signs are used as a supplement for route markers. The color should match the route marker.


# CUSTOM SIGNAGE

A&A Safety specializes in permanent outdoor signage including welcome signs, location identifiers, and branded installations, but also produce temporary signage and other custom graphics.

Our in-house A&A Graphics team can refine your design layout, prepare artwork for production, and advise on materials, from reflective sheeting and finishes to substrate options such as metal or plastic. We'll also guide you through proper installation methods to ensure lasting results.

We adhere to state and local signage guidelines for every project, whether your site is in Ohio or across state lines.

See [aagraphicsohio.com](http://aagraphicsohio.com) for more examples of temporary and custom signage.





# LOCATIONS

## Main Sales (+ IN, SC, TN, VA)

513-943-6100

[sales@aaasafetyinc.com](mailto:sales@aaasafetyinc.com)

## Western Ohio

**Dean Berry**

513-276-0532

[deanb@aaasafetyinc.com](mailto:deanb@aaasafetyinc.com)

## Southeastern Ohio & West Virginia

**Jeff Blackburn**

513-319-6180

[jblackburn@aaasafetyinc.com](mailto:jblackburn@aaasafetyinc.com)

## Northeastern Ohio

**Ethan Rogers**

216-854-0344

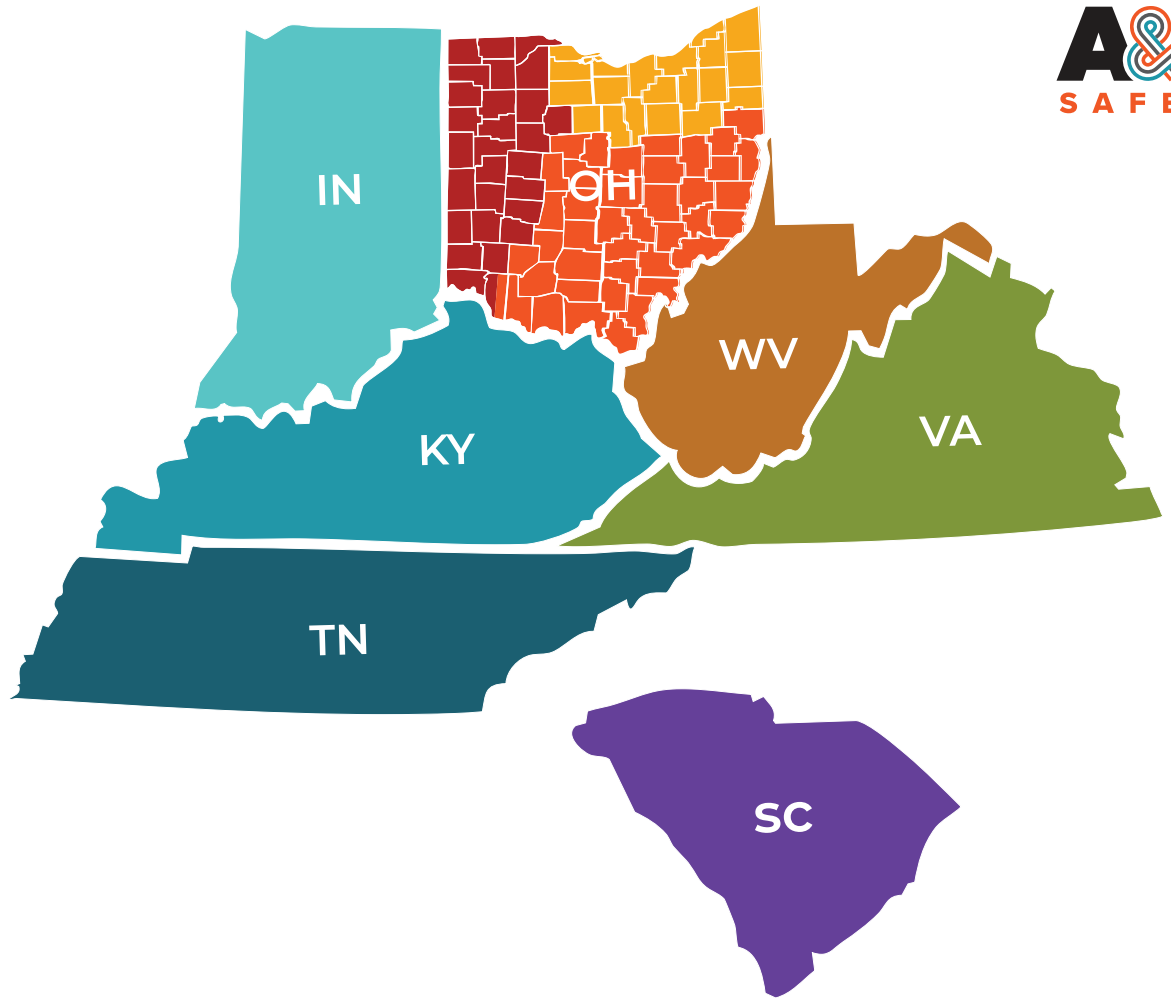
[ethanr@aaasafetyinc.com](mailto:ethanr@aaasafetyinc.com)

## Kentucky

**Tim Cofrancesco**

513-520-7941

[timc@aaasafetyinc.com](mailto:timc@aaasafetyinc.com)



*Cover image: 6th Street exit sign.*

A&A Safety handles complex installations, including emergency situations. When fire damaged and caused the partial closure of the I-471 Daniel Carter Beard Bridge over the Ohio River, A&A Safety produced custom detour signage and set up new traffic patterns immediately. As parts of the bridge were repaired and reopened, A&A Safety updated the signage to direct motorists to the new traffic patterns.

**CINCINNATI HQ**  
1126 FERRIS ROAD  
AMELIA, OH 45102  
513-943-6100

**CLEVELAND BRANCH**  
16000 MILES AVENUE  
CLEVELAND, OH 44128  
216-283-8040

**DAYTON BRANCH**  
4080 INDUSTRIAL LANE  
BEAVERCREEK, OH 45430  
937-912-9590

**FOLLOW US ON SOCIAL MEDIA**



**AASAFETYINC.COM**